

# Overall Lips Health

Name : Atharva Shinde

Gender : Male

Date of assessment : 12/03/2026

Age : 24

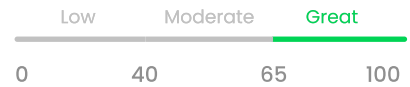


## Lips Score

This represents the overall health of your lips, calculated from indicators such as hydration, color balance, texture smoothness, inflammation level, and other visible lip health markers

Great

65



## Lips Health

This reflects the overall condition of your lips based on visible characteristics such as moisture levels, natural color tone, surface texture, and signs of irritation or dryness.

Appears Moderate

~60

## Lips Health Breakdown

### Diet Balance

Represents the overall visible health of the lips including smoothness, cracks, peeling, and general lip condition.

Moderate Condition

6

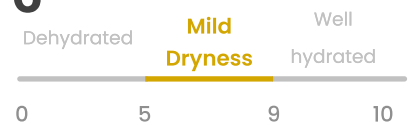


### Hydration Status

Reflects how well the lips retain moisture and indicates hydration levels of the skin surface.

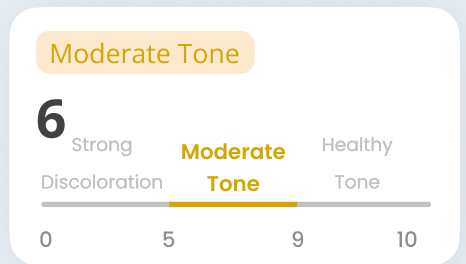
Mild Dryness

6



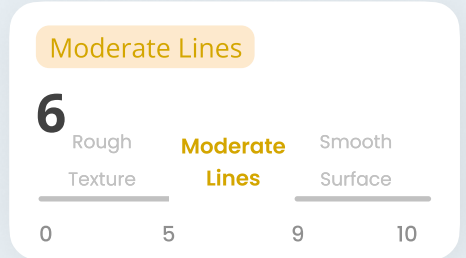
## Color Assessment

Evaluates the natural tone and pigmentation of the lips which may reflect circulation, sun exposure, or lifestyle habits.



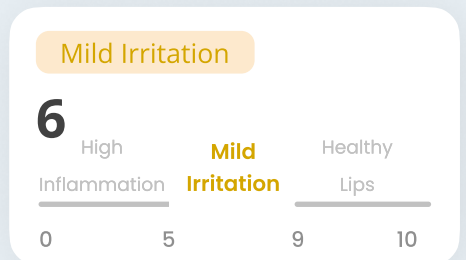
## Texture Assessment

Measures surface smoothness of the lips and presence of dryness lines, cracks, or peeling.



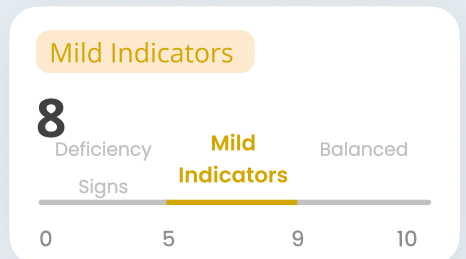
## Inflammation Level

Indicates redness, swelling, or irritation present on the lips.



## Vitamin Deficiency Indicators

Detects signs such as pale lips, cracked corners, or persistent dryness that may indicate nutritional imbalance.



## Analysis Based On

The lips provide valuable physiological signals because they contain a dense network of blood vessels located close to the skin surface and lack oil glands. As a result, changes in lip color, texture, and moisture levels may reflect factors such as hydration, circulation, inflammation, and nutritional status. By applying dermatological principles and visual biomarker analysis, computer vision models can analyze lip images to evaluate features like color uniformity, dryness, and surface condition to generate wellness-related observations.

**Confidence Score** : 0.85

## ⚠ Disclaimer

This assessment is only indicative and not necessarily a direct representation of your risk. This report is not diagnostic. If you have any concerns, then please seek guidance from a medical professional who may conduct a physical examination and conduct further diagnostic test as required.

## Contact Us



G-1, Ground Floor, Lodha Supremus No 1 Near New Passport Office, Wagle Estate,  
Road Number 22, Thane - 400604, Maharashtra



[contact@watchyourhealth.com](mailto:contact@watchyourhealth.com)