

Overall Nail Health

Name : Atharv Shinde

Gender : Male

Date of assessment : 12/03/2026

Age : 24

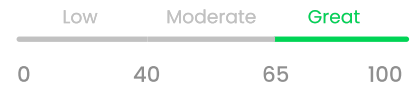


Nail Score

This represents the overall health of your nails, calculated from indicators such as nail color, surface texture, strength, hydration level, and other visible nail health markers that may reflect nutritional status and overall wellness.

Great

68



Nail Health

This reflects the overall condition of your nails based on visible characteristics such as nail color, smoothness, thickness, ridges, brittleness, and other patterns that may indicate nutritional balance, hydration levels, and general health.

Appears Healthy

~88

Nail Health Breakdown

Nail Condition

Represents the overall structural condition of the nails including strength, thickness, smoothness, and general nail integrity.

Moderate

7

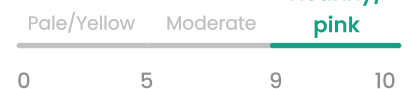


Color Assessment

Analyzes the nail color tone and uniformity. Healthy nails typically appear light pink while pale, yellow, or uneven tones may indicate imbalance.

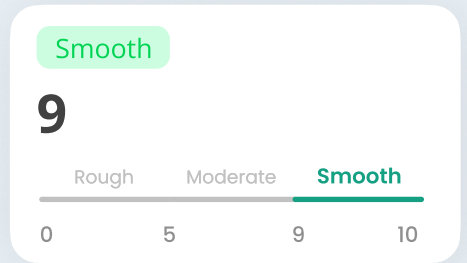
Healthy/pink

9



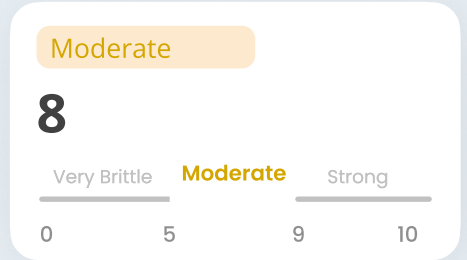
Surface Assessment

Evaluates the smoothness of the nail surface including ridges, roughness, or irregularities that may reflect hydration or nutritional status.



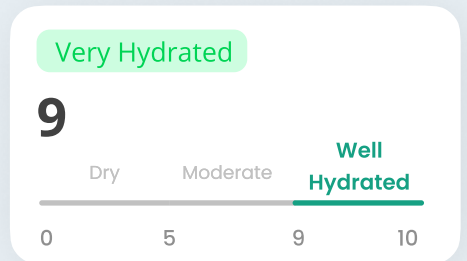
Brightness Level

Measures the strength of the nail plate and susceptibility to cracking, peeling, or splitting.



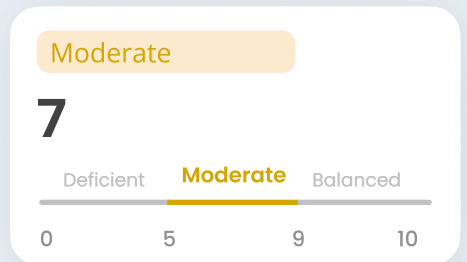
Hydration Status

Assesses dryness of nails and cuticles which reflects hydration levels and external exposure.



Nutritional Deficiency

Certain nail patterns such as ridges, brittleness, or discoloration may suggest possible nutritional imbalances.



Analysis Based On

The visual examination of nails has been widely used in dermatology and clinical observation, as nail characteristics such as color, texture, brittleness, and cuticle condition can reflect aspects of lifestyle, nutrition, and overall physical condition. With the help of computer vision technology, AI-based systems analyze nail images to detect patterns in color, surface texture, structure, and growth characteristics, enabling the identification of visual indicators related to general wellness.

Confidence Score : 0.85

ⓘ Disclaimer

This assessment is only indicative and not necessarily a direct representation of your risk. This report is not diagnostic. If you have any concerns, then please seek guidance from a medical professional who may conduct a physical examination and conduct further diagnostic test as required.

Contact Us



G-1, Ground Floor, Lodha Supremus No 1 Near New Passport Office, Wagle Estate,
Road Number 22, Thane - 400604, Maharashtra



contact@watchyourhealth.com